

MaxDrum 500, 700 & 900

Delivering Performance, Reliability & Efficiency

DESCRIPTION

Designed for ease of handling, the MaxLiner family of liner drums features lightweight yet strong aluminum construction for ease of handling. Mounted on a narrow but stable trolley, the drums are engineered to navigate doorways and tight access areas, while the oversized control wheel aids the installer during the extrusion. With adjustable rotation, the nozzle can be precisely positioned to achieve the optimal angle for each installation.

Each drum features a sight glass with an integrated hatch provides easy visibility and access to the drum's interior. The ceramic-treated inner surface ensures smooth liner movement and protects the material during inversion. To prevent liner shifting and potential blockages, two heavy-duty dividers are mounted on the central shaft, keeping the liner properly aligned as it's fed in and out.

MAXDRUM 500 OVERVIEW

- **Capacity*:** 6" | DN150
Liner: 60' | 18m
- **Nozzle:** Storz 6" | Male Camlock 6" | Female Camlock 6"—Storz 4" nozzles can be used with the application of a SZ4-6R reducer.
- **Max Pressure:** 14.5 psi | 1.0 bar
- **Max Temperature:** 212°F | 100°C

DIMENSIONS & WEIGHT

- **Length:** 2' 7" | 79cm
- **Width:** 1' 10" | 57cm
- **Height:** 3' 1" | 95cm
- **Weight:** 97 lbs. | 44.2 kg

MAXDRUM 700 OVERVIEW

- **Capacity*:** 6" | DN150
Liner: 144' | 44m
- **Nozzle:** Storz 6" | Male Camlock 6" | Female Camlock 6"—Storz 4" nozzles can be used with the application of a SZ4-6R reducer.
- **Volume:** 135 L
- **Max Pressure:** 14.5 psi | 1.0 bar
- **Max Temperature:** 212°F | 100°C

DIMENSIONS & WEIGHT

- **Length:** 3' 3" | 98cm
- **Width:** 1' 11" | 59cm
- **Height:** 3' 10" | 116cm
- **Weight:** 114.61 lbs. | 52 kg

MAXDRUM 900 OVERVIEW

- **Capacity*:** 6" | DN150
Liner: 328' | 100m
- **Nozzle:** Storz 8" | Male Camlock 8" | Female Camlock 8"—Storz 6" nozzles can be used with the application of a SZ4-8R reducer.
- **Max Pressure:** 14.5 psi | 1.0 bar
- **Max Temperature:** 176°F | 80°C

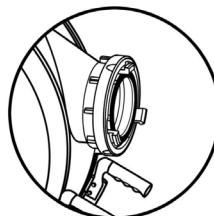
DIMENSIONS & WEIGHT

- **Length:** 3' 7" | 110cm
- **Width:** 2' 4" | 72cm
- **Height:** 4' 5" | 135cm
- **Weight:** 225 lbs. | 102 kg

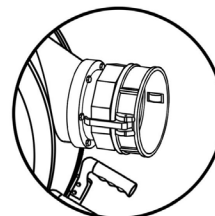


* Capacity may differ greatly depending on the type of liner, if calibration liner is used and if a hose for water curing is used.

MULTI-FUNCTIONAL COUPLING SYSTEM FOR NOZZLES



Storz Coupling



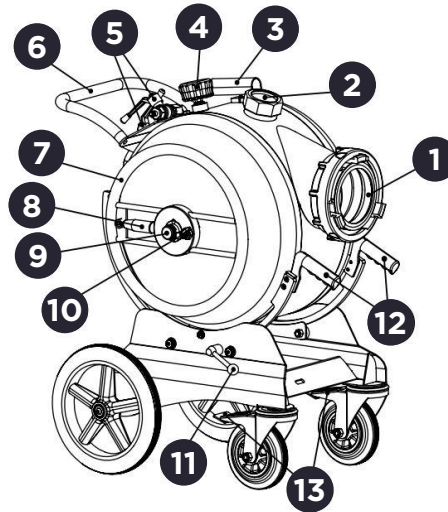
Camlock Female Coupling



Camlock Male Coupling

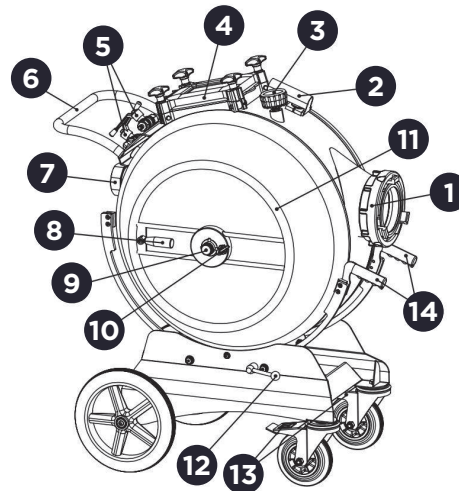
MaxDrum 500

- 1 NOZZLE
- 2 SMALL SIGHT GLASS
- 3 SAFETY VALVE
- 4 PRESSURE GAUGE
- 5 AIR VALVES
- 6 HANDLE, BACK
- 7 SPINDLE WHEEL
- 8 FOLDABLE WHEEL HANDLE
- 9 WATER CONNECTION, OUTSIDE
- 10 SPINDLE WHEEL LOCK
- 11 DIRECTION LOCK
- 12 HANDLES, FRONT
- 13 FRONT WHEEL LOCK



MaxDrum 700

- 1 NOZZLE
- 2 SAFETY VALVE
- 3 PRESSURE GAUGE
- 4 HATCH WITH SIGHT GLASS
- 5 AIR VALVES
- 6 HANDLE, BACK
- 7 SMALL SIGHT GLASS
- 8 FOLDABLE WHEEL HANDLE
- 9 WATER CONNECTION, OUTSIDE
- 10 SPINDLE WHEEL LOCK
- 11 SPINDLE WHEEL
- 12 DIRECTION LOCK
- 13 FRONT WHEELS LOCK
- 14 HANDLES, FRONT



MaxDrum 900

- 1 NOZZLE
- 2 SAFETY VALVE
- 3 PRESSURE GAUGE
- 4 HATCH WITH SIGHT GLASS
- 5 AIR VALVES
- 6 HANDLE, BACK
- 7 SMALL SIGHT GLASS
- 8 FOLDABLE WHEEL HANDLE
- 9 WATER CONNECTION, OUTSIDE
- 10 SPINDLE WHEEL LOCK
- 11 SPINDLE WHEEL
- 12 DIRECTION LOCK
- 13 FRONT WHEELS LOCK
- 14 HANDLES, FRONT
- 15 DRAIN TAP

